

BROCHURE



A guide to school safety and security

Technology checklist



Table of contents

Introduction: creating safer schools	3
Security at the district-wide level	4
Security at the property perimeter level	5
Security at the parking lot perimeter level	6
Security at the building perimeter level	7
Security at the classroom/interior perimeter level	8
Conclusion	9





Creating safer schools

Keeping our schools safe and our students focused on learning have become top priorities for teachers, parents, and communities nationwide. That's because threats to school safety and security continue to rise. Today's staff and teachers are not only responding to everyday incidents, such as hallway altercations or minor health situations, but also critical situations.

Communications and safety technology is evolving to help schools meet these security challenges and ensure that students feel secure, supported, and ready to learn at all times. We envision a world where technology works seamlessly together to respond to everyday emergencies while also recognizing patterns, anticipating actions and preventing situations before they escalate.

At Motorola Solutions, we've made this vision a reality by building a safety & security ecosystem that integrates critical communications, video security, data and analytics on one common operating platform – giving schools the systems they need to detect, analyze, communicate and respond to unfolding incidents or threats. The same technology that keeps your team and facility safe also makes you better at everything you do. These fundamental technologies keep your facility connected and operations efficient – providing the assurance of safety you need so students and staff can focus on their learning and development.

Our Safer Schools integrated ecosystem helps schools meet security needs and requirements at all levels, from the district-wide layer all the way down to the individual classrooms. [Following the Partner Alliance for Safer Schools \(PASS K-12\) "Layers of Protection"](#), we will explore how Motorola Solutions technology fits into each layer.





Security at the district

Technology integration and coordination at the district-wide level is essential to ensure the safety and security of the people accessing a variety of facilities on a daily basis.

School district safety & security elements include:

RECOMMENDED TECHNOLOGY	INSTALLED ✓ OR ✗	STATUS / YEAR	NOTES
Emergency Communication System			
Two-Way Radio System			
Anonymous Reporting			
Mass Notification System			
Standardized Video Surveillance Cameras and Management System			
Bus Security - Radios			
Cyber Security			

TLK 25 Wi-Fi: Wearable Communications Device

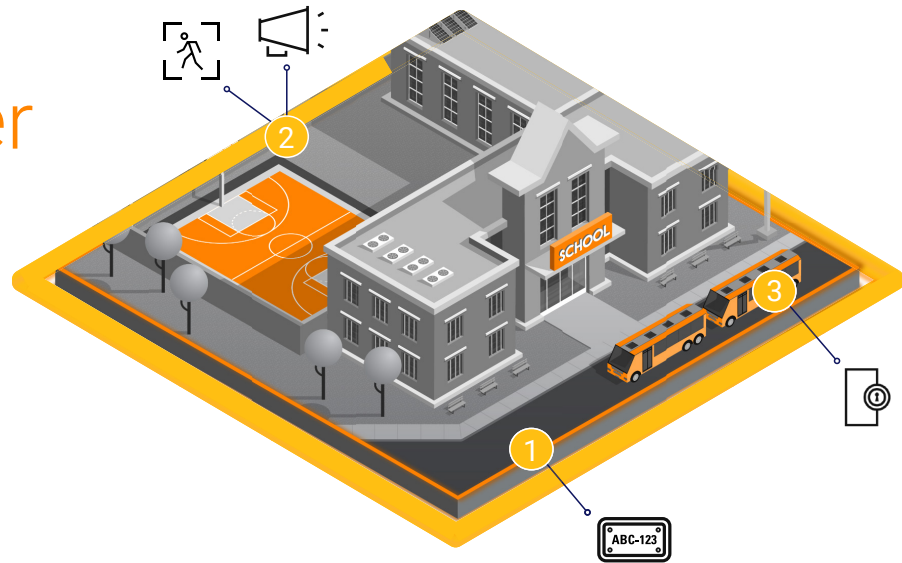
Protect your school with a discrete communication device that doubles as an emergency button for efficient, connected alerts and responses.





Security at the property perimeter

The property perimeter begins at the exterior of the school building and extends to the parking lot. Facilities in the property perimeter might include playgrounds, stadiums, sports fields and other common outdoor areas that may be used by the public after school hours. Your school's security should begin at the property perimeter to ensure you can detect, analyze, communicate and respond to unfolding incidents or potential threats before they reach the school building.



Property perimeter safety & security elements include:

RECOMMENDED TECHNOLOGY	INSTALLED ✓ OR ✗	STATUS / YEAR	NOTES
Two-Way Radio System			
Gates With Electronic Card Access			
License Plate Recognition			
Video Surveillance Cameras			
Virtual Video Surveillance Fence			



MOTOTRBO Ion Smart Radios

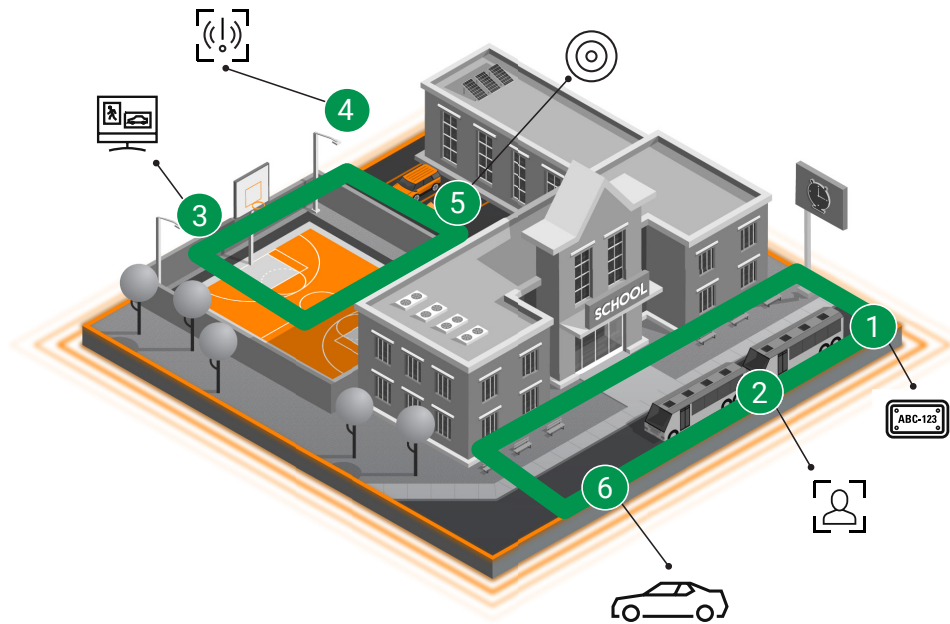
Enable your security teams with Ion smart radios that combine the power of push-to-talk, an android platform and broadband data to give you the capabilities of multiple devices all in one. Plus, ensure they are connected across a range of devices and networks at all times.





Security at the parking lot

Many activities take place in the parking lot - students, staff and visitors park their vehicles or arrive and depart by bus or other means of transportation. This highly trafficked area should be monitored for common safety issues including falls, car accidents, dangerous driving, theft, vandalism and more. Knowing who should - and shouldn't - be in your parking lot is a valuable component of your safety and security strategy.



Parking lot safety & security elements include:

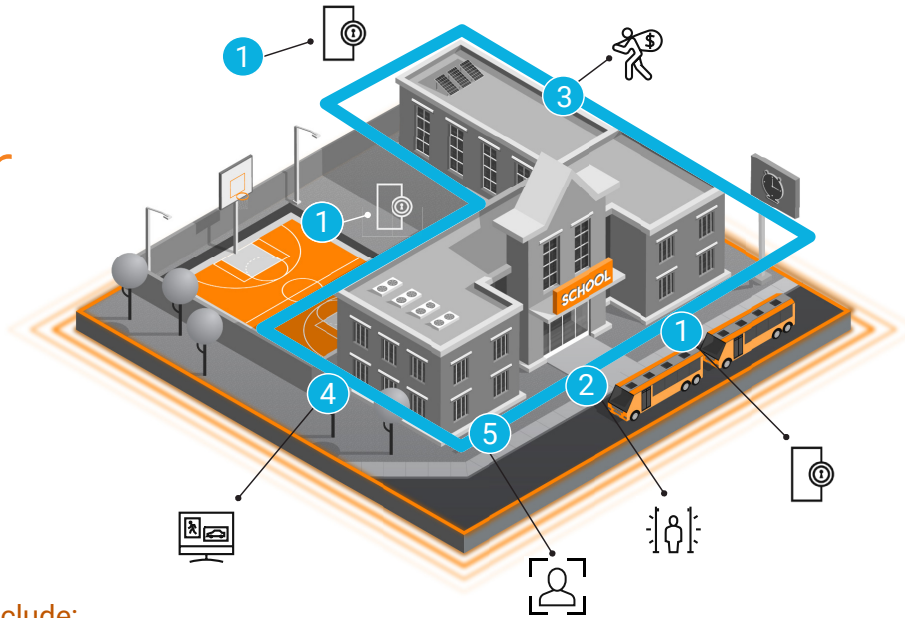
RECOMMENDED TECHNOLOGY	INSTALLED ✓ OR ✗	STATUS / YEAR	NOTES
Advanced Video Analytics i.e., object recognition, unusual motion detection			
License Plate Recognition			
Video Surveillance Cameras			





Security at the building perimeter

The building perimeter includes the entire exterior of the building and all entrances and exits. Key security functions take place at this level and can range from simple to complex depending on the layout and the number of buildings on the campus.



Building perimeter safety & security elements include:

RECOMMENDED TECHNOLOGY	INSTALLED ✓ OR ✗	STATUS / YEAR	NOTES
Two-Way Radios			
Access Control			
Advanced Video Analytics i.e., door position, unusual motion detection			
Video Surveillance Cameras			
Weapons Detection			



MOTOTRBO R7 Two-Way Radios

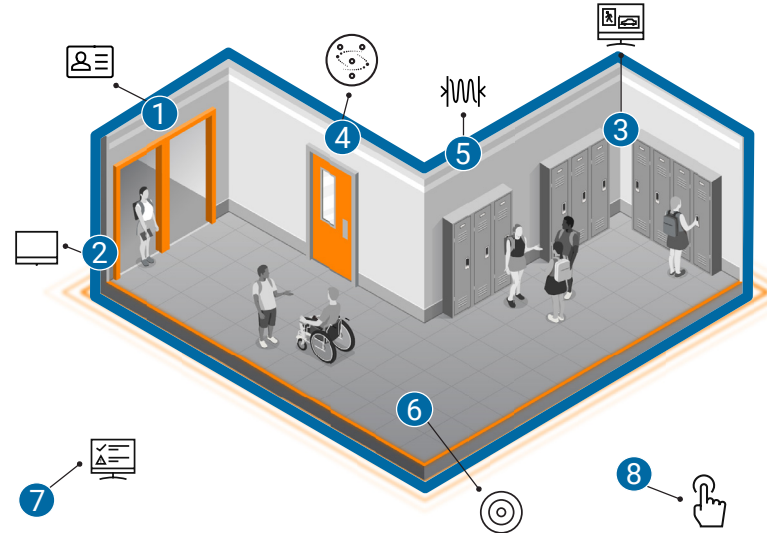
Ensure your security and staff can always hear and be heard with MOTOTRBO R7 two-way radios, a game-changing radio with superior audio capabilities in a rugged, future-ready device.





Security at the classroom/interior

The classroom/interior consists of all of the spaces located inside the school including not only classrooms but also the gymnasium, cafeteria, media center, theater, common spaces, and more. These areas are commonly the last layer of protection and defense against external threats but also the first layer of protection against internal threats to students, staff and visitors.



Classroom/interior safety & security elements include:

RECOMMENDED TECHNOLOGY	INSTALLED ✓ OR ✗	STATUS / YEAR	NOTES
Video Security Cameras			
Advanced Analytics i.e., object recognition, unusual motion detection			
Vape Detection			
Duress/Panic Button			
Mass Notification			
Access Control			
Body Worn Cameras			
Two-Way Radios			



VB400 Body-Worn Cameras

Gain real footage of escalated situations with VB400 body-worn cameras that allow you to capture video and voice of a situation providing you with accurate and undeniable footage of incidents that occur while on school property.



#1 Priority Of Schools

Protecting staff,
students and visitors
with safety features

Take your school's safety to the next level

It's time to rethink what safety can do – driving efficiencies, bolstering performance and helping you deliver a secure and supportive school environment for children to learn. By bringing together the technologies and solutions you need to detect, analyze, communicate and respond, Motorola Solutions' fully integrated technology ecosystem is helping you build a safer school, so you can ensure your students, staff and visitors are safe.

Learn more about how Motorola Solutions can help your school ensure that these critical safety technologies are checked off and installed for your school.

[Explore more of the Safer Schools Ecosystem](#)



Motorola Solutions, Inc. 500 West Monroe Street, Chicago, IL 60661 U.S.A. [motorolasolutions.com](https://www.motorolasolutions.com)

MOTOROLA, MOTO, MOTOROLA SOLUTIONS and the Stylized M Logo are trademarks or registered trademarks of Motorola Trademark Holdings, LLC and are used under license. All other trademarks are the property of their respective owners. ©2023 Motorola Solutions, Inc. All rights reserved. 01-2024 [WR01]